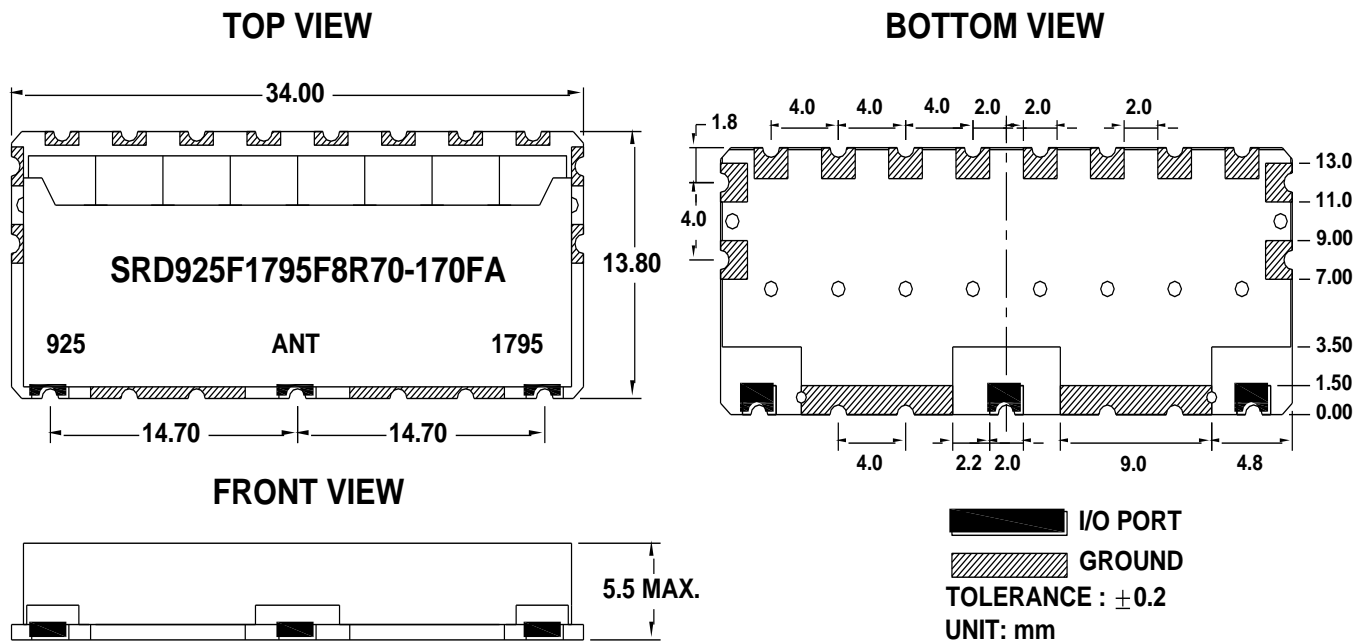


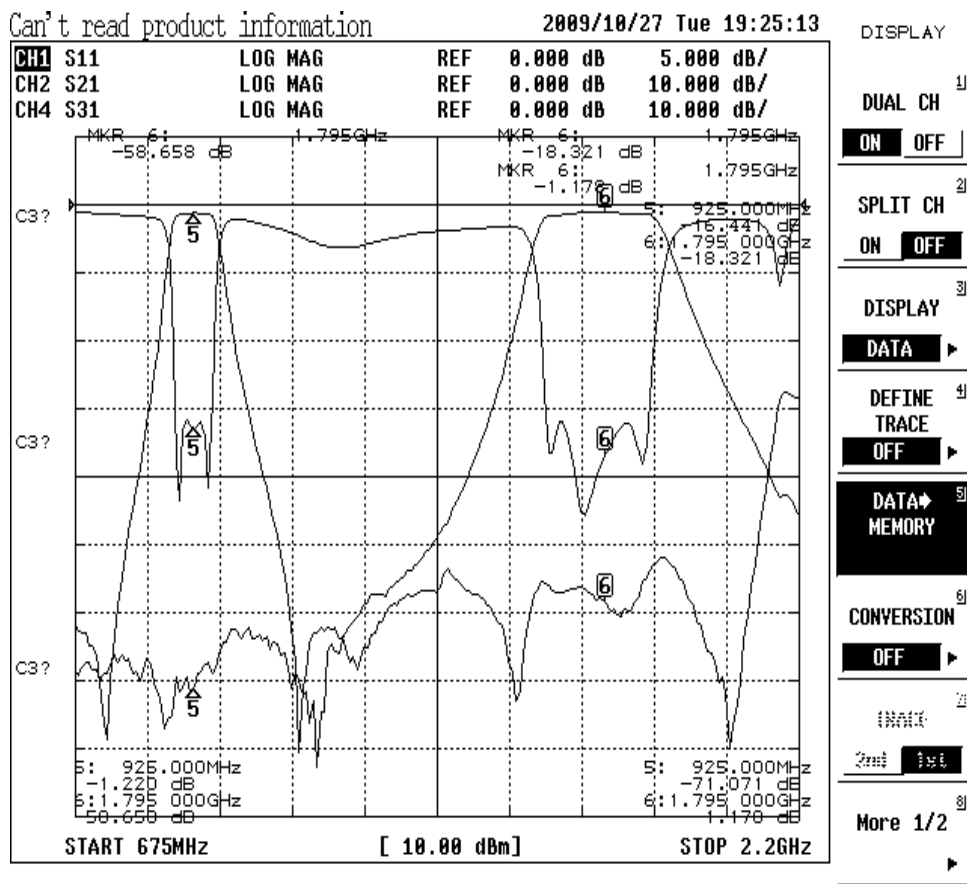
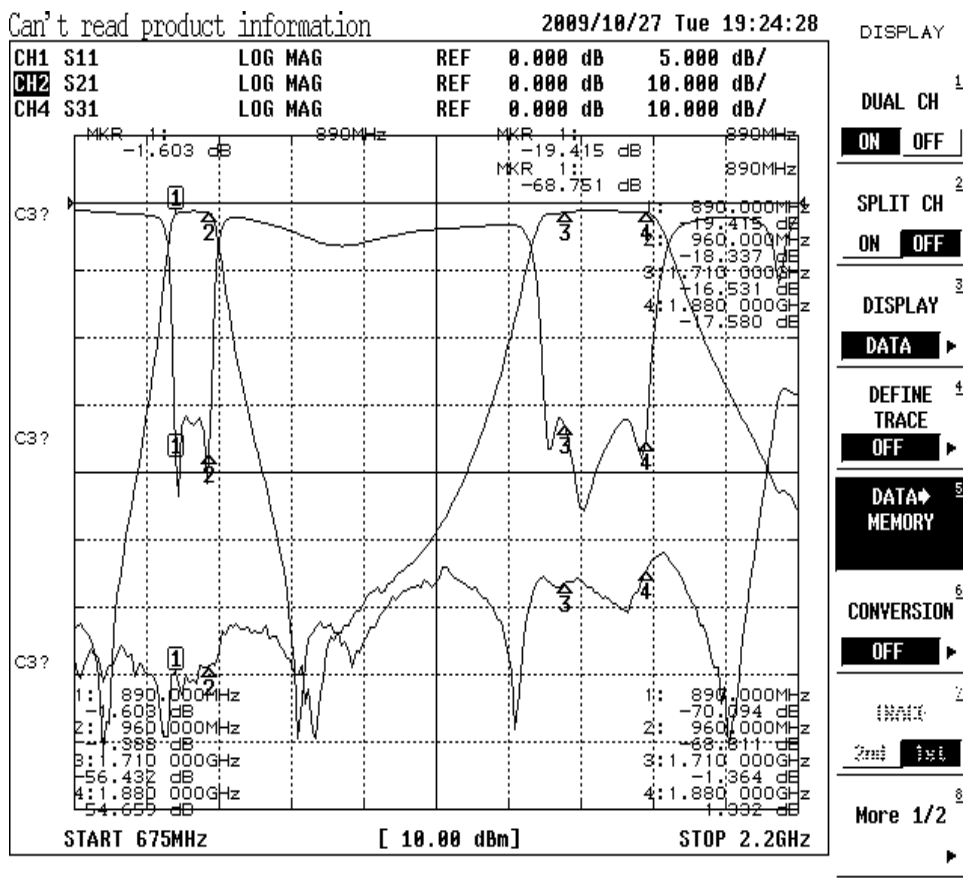
Electrical Specification

ITEMS	ANT >> Low	ANT >> High	Unit
Center Frequency [fo]	925.0	1795.0	MHz
Bandwidth [BW]	fo± 35.0 [890.0 ~ 960.0]	fo± 85.0 [1710.0 ~ 1880.0]	MHz
Insertion Loss in BW	1.7	1.7	dB max.
Ripple in BW	1.0	1.0	dB max.
Return Loss in BW <input checked="" type="checkbox"/> ANT Port	10.0	10.0	dB min.
V S W R in BW <input type="checkbox"/> ALL Port			max.
Attenuation	50.0 dB min @ [1710.0 ~ 1880.0]	60.0 dB min @ [890.0 ~ 960.0]	MHz
<input checked="" type="checkbox"/> Absolute Value	dB min @ [~]	dB min @ [~]	MHz
<input type="checkbox"/> Relative Value	dB min @ [~]	dB min @ [~]	MHz
Isolations	dB min @ [~]		MHz
	dB min @ [~]		MHz
Input Power	3.0 W max.		
In/Out Impedance	50 Ω		
Operation Temp. Range	-40°C to +85°C		

Mechanical Specification



Plot Data



Recommended PC Board Pattern

